
SOLARIS®
SELF-EXPANDING

SCITECH®
Innovation for Life

CE 2265

Innovation for life



MISSION

- Improve patients' quality of life
- Provide effective and Innovative solutions for healthcare professionals
- Make our customers feel unique and have outstanding customer service

PRESENT IN MORE THAN 45 COUNTRIES

SCITECH Medical is a minimally invasive medical device company that was founded over 18 years ago and is currently present in more than 45 countries. Through state-of-the-art technology and the use of the highest qualit y materials, tested and proven by the most rigorous international standards and clinical trials, SCITECH manufactures products that empower healthcare professionals to save or improve the quality of life of their patients

For further information visit the website: scitechmed.com

CE 2265

SOLARIS®
SELF-EXPANDING

The SOLARIS is a flexible, self-expanding endograft, comprised of a thin, multi-direction, durable electrospinning PTFE membrane encapsulating a Nitinol stent structure.



The device has been **engineered to effectively cover and instantaneously seal off** diseased tissue with a high multidirectional resistance membrane, providing an endoluminal bypass option for **physicians faced with complex lesions.** Its design provides high flexiblity without compromising the requirement length, balanced radial force and low shortening rate. **The pull-back hydrophilic delivery system** provides superior navigability, and its anti-jumping system guarantees accurate deployment during the procedure.

SOLARIS
ENDOGRAFT

CE 2265

High Flexibility
Precision
Balanced Radial Strength
Minimal Shortening



Multidirectional
resistance strength with
instantaneous sealing

Pull-back delivery system



Atraumatic flexible tip



Anti-jumping feature



Hydrophilic coating



3 Tantalum marker bands (Distal/Proximal)



CE 2265



High Flexibility

The **Solaris Vascular Stent Graft** is made from a laser cut Nitinol alloy. Due to its design, which maintains a distance from one cell to another, the product has high flexibility.

SOLARIS
PTFE MEMBRANE

CE 2265

ELECTROSPİNNING MEMBRANE



High strength and elasticity electrospinning PTFE Membrane

The Solaris Vascular Stent Graf is encapsulated both externally and internally by a thin PTFE membrane, produced by electrospinning process.

Proven in bench tests, the Solaris Endograft membrane has high resilience and elasticity.

Membrane Characteristic

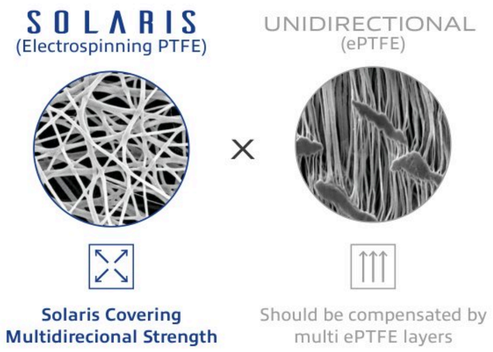

Perfuration Test



Permeability Test

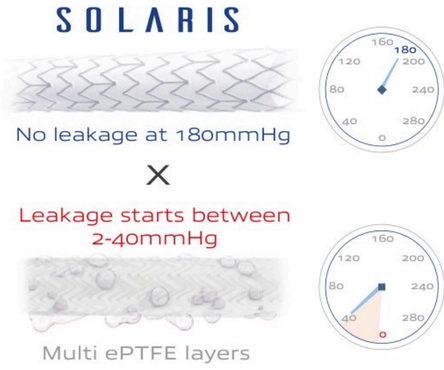

CE 2265

Excellent Radial Force

Bench tests showed excellent radial force for stent compression and higher results compared to competitors.



RADIAL FORCE

Local crush test for 2mm compression*

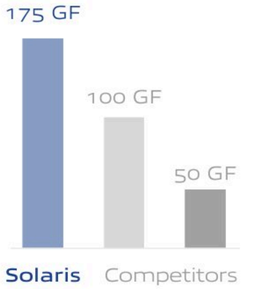



Radial force for 1mm compression





All tests carried out in Scitech labs for same stent sizes / *9mm stent diameter.

SOLARIS
RADIOPACITY

CE 2265

VERY GOOD **RADIOPACITY**

VERY GOOD **RADIOPACITY**

VERY GOOD **RADIOPACITY**



Radiopacity

Very Good Radiopacity

3 Tantalum Marker Bands (Distal/Proximal)

3 radiopaque tantalum marks were incorporated at 2mm from the PTFE on each side, which guarantee the product's visibility during the procedure.

SOLARIS
DELIVERY SYSTEM

CE 2265

Delivery System

Precise Hydrophilic Delivery System

Solaris pull-back hydrophilic delivery system provides superior navigability and accurate deployment during the procedure. Its braided hydrophilic covered catheter guarantees 75% reduction in force for navigation, prevents the system from kinking and increases the accuracy for accessing even more complex lesions. The delivery system has excellent radiopacity due to anti-jumping system, its atraumatic soft tip and two radiopaque markers on the braided sheath and on the external catheter.



ANTI-JUMPING SYSTEM

The anti-jumping system prevents unexpected stent delivery.

HYDROPHILIC COATING

The hydrophilic delivery system allows a smoother positioning and precise implantation.

ATRAUMATIC FLEXIBLE TIP

A radiopaque atraumatic soft tip was incorporated at the distal edge of the delivery system.

SOLARIS
NEW FRENCH SIZE

CE 2265

8 Frenchs



8F for 5-8mm until
80mm of length.

CE 2265

Treatment of Subocclusive Atherosclerotic Lesion of the Left Subclavian Artery with Covered Stent

Prof. Dr. Paulo Eduardo Ocke Reis

CASE REPORT:

A 67-year-old female patient complaining of left upper limb **(LUL)** claudication reported limitation of simple activities such as brushing hair or washing hands. She presented worsening pain a numbness complaint of the **LUL** despite the clinical treatment. On physical examination, the absence of left brachial, radial and ulnar pulses was noticed. The angiotomography images **(Figures I and II)** confirmed the subocclusion of the left subclavian artery and a high degree of calcification of the lesion in the proximal segment of the artery.

TREATMENT:

After confirming the diagnosis, we indicated an endovascular procedure with puncture access to the right femoral artery and revascularization of the left subclavian artery with a covered **Solaris®** stent. Demonstration before and after delivery of the covered stent **(Figures III, IV, V)**. Six-month follow-up with angiotomography **(figure VI)**.

CONCLUSION:

The **Solaris®** covered stent showed excellent navigation, delivery and precision in a sub-occluded and calcified artery. The immediate radiological and clinical result was satisfactory in the brachial, radial and ulnar arteries, with medium term broad pulses observed during patient follow-up.

FIGURE I



FIGURE II



Figures I and II - A pre-procedure angiotomography of the left subclavian artery confirming subocclusion and calcification of the artery.

FIGURE III



FIGURE IV



Figures III and IV - After the right femoral access, preoperative arteriography confirms a high degree of stenosis and an irregular calcified ostial atherosclerotic plaque.

FIGURE V



FIGURE VI



Figures V and VI - Final preoperative control and angiotomography after six months with excellent results. Lesion treatment and delivery of Solaris® 8x40mm safely and efficiently.

CE 2265

EU REP OBELIS S.A Registered Address: Bd. Général Wahis, 53 1030 Brussels, Belgium



Diameter	Length									
	40mm		60mm		80mm		100mm			
	Ref	ø	Ref	ø	Ref	ø	Ref	ø	Ref	ø
5	128442	8F	128443	8F	128444	8F	-	-	128445	8F
6	128446	8F	128447	8F	128448	8F	128438	9F	128941*	8F
7	128449	8F	128450	8F	128451	8F	128439	9F	128942*	8F
8	128943	8F	128944	8F	128945	8F	128440	9F	128946*	8F
9	128099	9F	128100	9F	128101	9F	128441	9F	-	-
10	129447	9F	129448	9F	129449	9F	-	-	-	-

DELIVERY SYSTEM (LENGTH): 130CM

* Coming Soon

SCITECH®
Innovation for Life

© SCITECH. All rights reserved.